

Model : L-125(Longest 6240)

Voltage : 6V

Material : Polypropylene

Battery : Deep Cycle Flooded type

Color : Dark Blue




### Product Physical Specifications


BCI	Model	Voltage (V)	Dimension (mm)				Quantity(Liters)	Weight(kg)
			Length	Width	Height	Total Height	Electrolyte	Battery
GC2	L-125	6	259	179	245	278	5.4	30.0

### Electrical Specifications

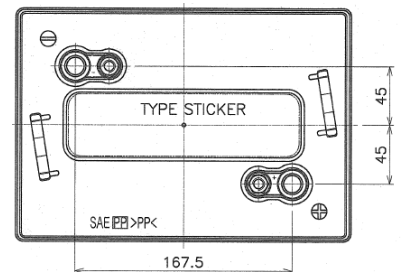

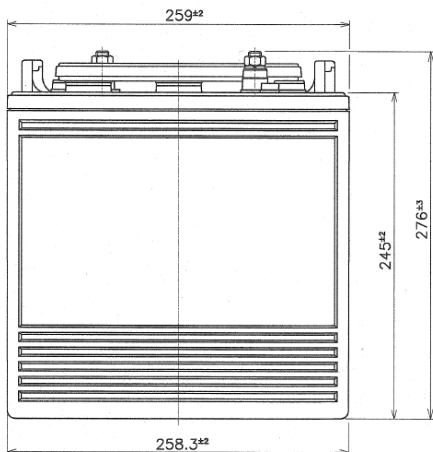
Type	Capacity Minutes		Capacity Amp-Hours(AH)	
	@25 Amps	@75 Amps	@5Hr	@20Hr
L-125	488	132	195	240

### Terminal Configurations

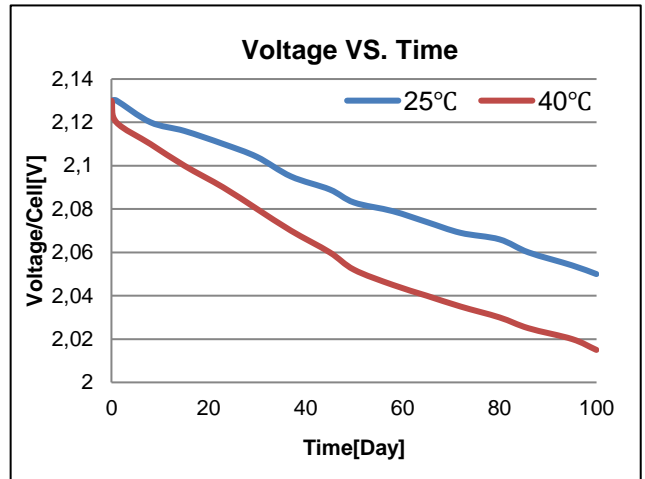
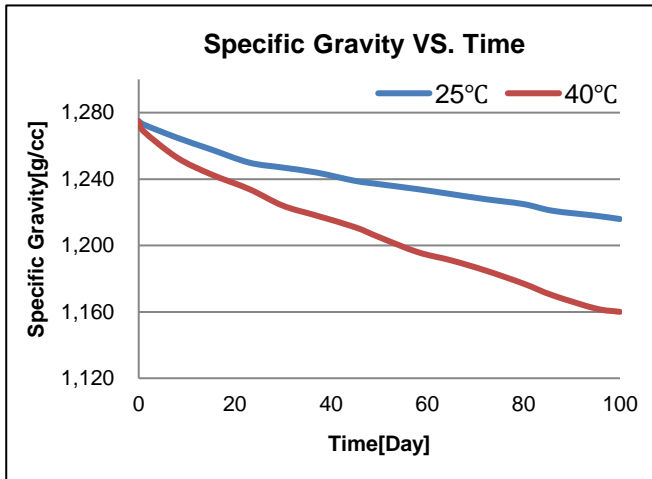
WNT	Wing Nut Terminal
	Terminal Height mm(Inches) 33(1.29) Torque Value kgf*cm(Nm) 110-120(10.8-11.8) Bolt 5/16"

EUT	Embedded Universal Terminal
	Terminal Height mm(Inches) 27.4(1.08) Torque Value kgf*cm (Nm) 110-120(10.8-11.8)

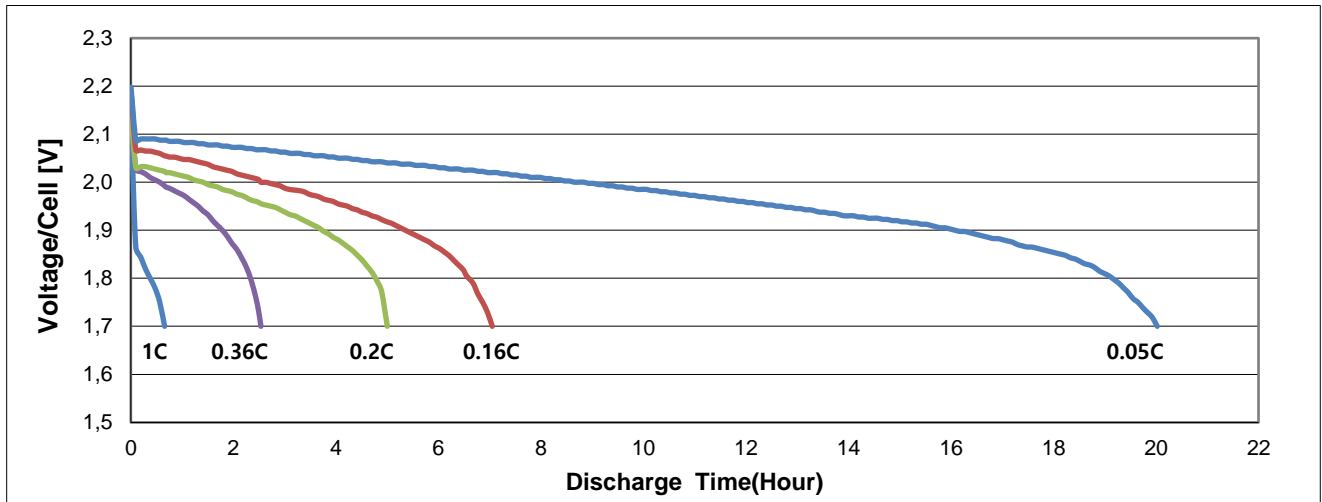
### Battery Dimensions



## Self Discharge Data



## Capacity By Discharge Current



## Cycle Service Life : BCIS-06 [DOD 100% \_ 27°C]

