

# VNF12-100FT

12V100Ah / 10hr rate



### Introduction

**Genery VNF (Front Terminal) series** is designed for UPS/EPS system and telecommunication with 12-year design life in float service. The battery is featured of high consistency, excellent performance and reliable long standby service life.

### Battery Features

- Compactness
- ETSI 19 inch / 23 inch integration
- Rackable standard component
- High power to volume ratio
- Modularity
- Long life
- Front connection and terminal access
- Central gassing system and hinged front covers on all models
- Fully tank formed plates
- Multi-position usage and Spill proof / leak proof
- Very high purity lead, Low impurity electrolyte
- ABS case and cover VO upon request

### Electrical Specification

Design floating Life @ 25°C (77°F)	12 years
Design Life Cycles @ 50% D.O.D. (25°C)	550 Cycles
Nominal Capacity @ 25°C / 77°F	
20 hour rate 5.29A to 1.75Vpc	105.8 Ah
10 hour rate 10.09A to 1.75Vpc	100.9 Ah

### Internal Resistance

(Fully charged battery @ 25°C / 77°F)	5mΩ
Max. Discharge Current @ 25°C / 77°F	800 A (5S)
Short Circuit Current	1700 A

### Charge Methods: Constant voltage charge @ 25°C / 77°F

Cycle Use	14.7 ~ 14.9V
Max. Current	25 A
Standby Use	13.6 - 13.8V

### Operating Temperature Range

-30 ~ 50°C  
Notes: battery voltage must be adjusted according to temperature.  
Please refer to our recommendation.

### Self-Discharge

3% of capacity declined per month @ 25°C (77°F).

### Constant Current Discharge (Amperes @ 25°C / 77°F)

V/cell	10min	15min	20min	25min	30min	35min	40min	45min	50min	55min	1hr	2hr	3hr	4hr	5hr	10hr	20hr
1,60	276,6	211,2	183,7	156,2	134,8	119,7	110,6	101,5	93,4	86,2	80,7	42,92	30,47	24,73	20,19	10,28	5,39
1,65	263,1	200,9	175,8	150,7	131,7	116,8	108,0	99,1	91,3	84,4	79,1	42,02	29,96	24,27	19,77	10,28	5,39
1,70	246,9	188,5	166,2	143,9	127,5	113,1	104,7	96,3	88,9	82,4	77,6	41,12	29,34	23,75	19,36	10,18	5,34
1,75	230,7	176,1	156,6	137,0	123,4	109,4	101,5	93,5	86,5	80,4	76,0	40,22	28,72	23,24	18,95	10,09	5,29
1,80	213,2	162,7	145,9	129,1	118,3	104,9	97,4	90,0	83,6	78,1	74,3	39,20	28,10	22,67	18,43	10,00	5,19

### Constant Power Discharge (Watts/cell @ 25°C / 77°F)

V/cell	10min	15min	20min	25min	30min	35min	40min	45min	50min	55min	1hr	2hr	3hr	4hr	5hr	10hr	20hr
1,60	492,5	376,0	326,5	277,1	238,6	213,4	199,1	184,9	171,3	159,5	150,1	80,24	58,01	46,96	38,31	19,68	10,41
1,65	479,0	365,7	316,9	268,1	230,4	205,8	192,3	178,7	165,8	154,7	146,0	77,84	57,50	46,55	38,00	19,52	10,33
1,70	461,5	352,3	305,2	258,2	222,2	198,4	185,7	173,0	161,0	150,7	142,9	76,05	56,98	46,14	37,70	19,36	10,24
1,75	442,6	337,8	292,9	247,9	213,9	190,9	178,9	166,9	155,5	145,9	138,8	73,65	56,36	45,67	37,39	19,20	10,16
1,80	421,0	321,4	278,4	235,5	203,6	181,6	170,6	159,7	149,4	140,8	134,7	71,26	55,85	45,26	37,08	19,04	10,08

### Battery Picture & Terminal Layout



### Dimension & Weight

Length	Dimension (± 2mm)			Total Height	Weight (+ 2%)
	Width	Height	Total Height		
395 mm	110 mm	286 mm	286 mm	32,1 kg	
15,6 inch	4,3 inch	11,3 inch	11,3 inch	70,8 lbs	

### Certificates



### Other relevant information

Contry of origin: **China** HS Code (harmonized system code): **85 07 20 00**  
 UN-Transport declaration: **UN2800** Customs tariff number **8507 10 20 80**  
 Hazardous materials contents (Table B: Lead and lead compounds): **22,47 Kg**

### Typical Applications

- Telecommunications
- Power Utility
- Data Center
- UPS & EPS

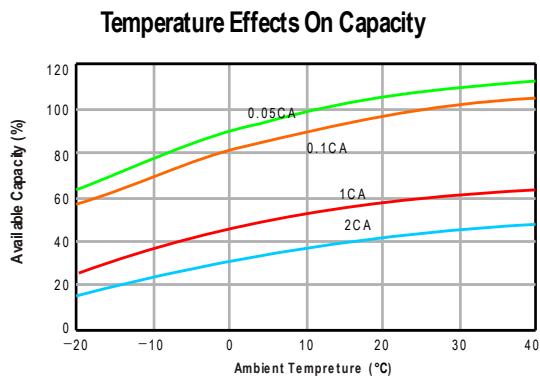
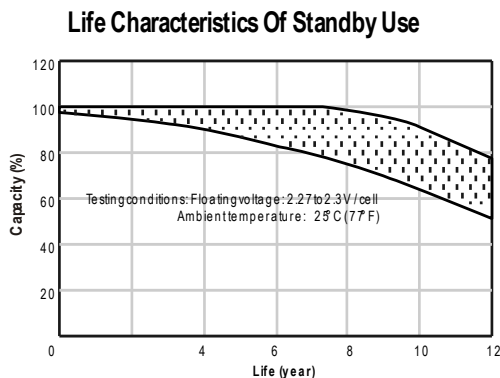
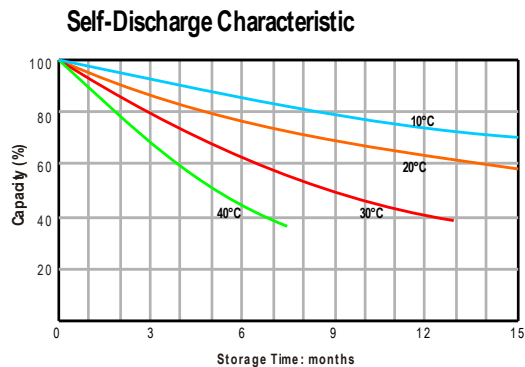
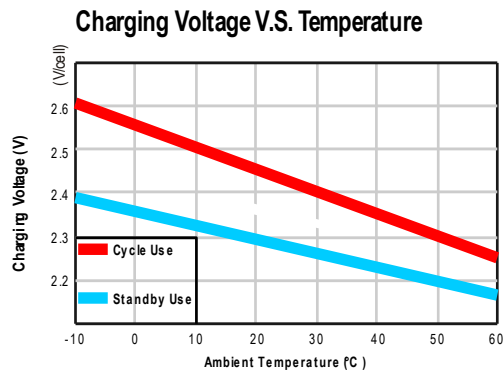
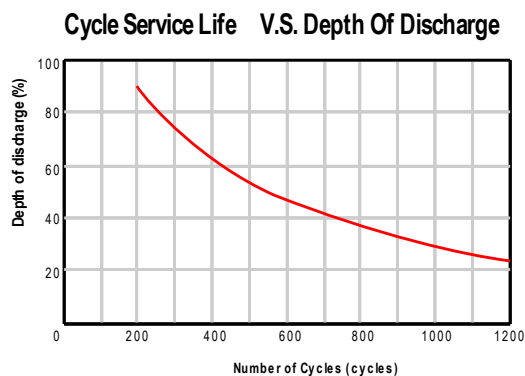
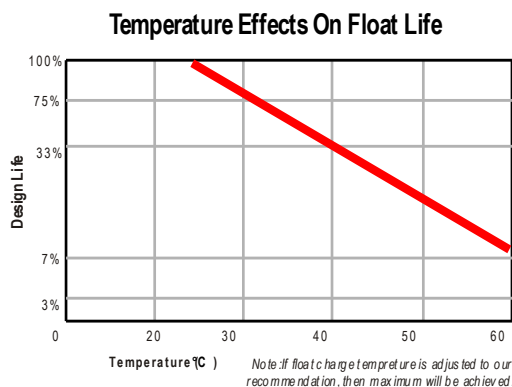
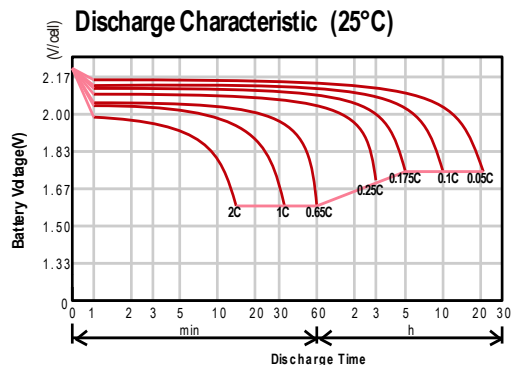
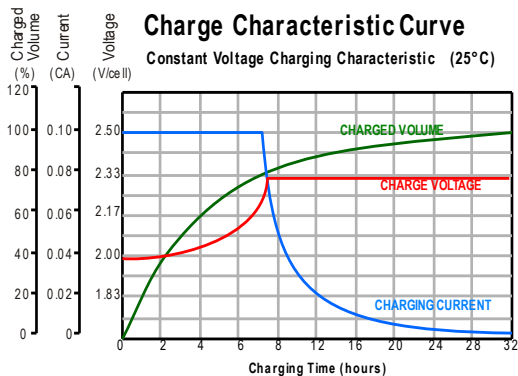
Subject to revision without notice. Please contact our sales representatives for latest version.

# VNF12-100FT

12V100Ah / 10hr rate



Graphs



Subject to revision without notice. Please contact our sales representatives for latest version.

Web: [www.jysk-akku.dk](http://www.jysk-akku.dk)

E-mail: [jvba@jysk-akku.dk](mailto:jvba@jysk-akku.dk)

Version No.: 05-02-2024