



DEEP CYCLE
PROFESSIONAL

8V US DC-175 Ah (C₂₀)



PHYSICAL CHARACTERISTICS		
	SI Units	US Units
Length	261 mm	10,28 inch
Width	181 mm	7,13 inch
Height	276 mm	10,87 inch
Typical weight	31,40 kg	69,22 lbs

Specifications:

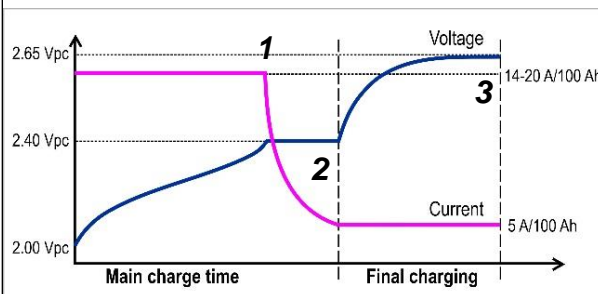
- Nominal voltage: 8 V
- Rated capacity: 175 Ah (at C₂₀ and 25 °C)
- Plate technology: Antimony / Antimony
- Separator: Polyethylene + glass mat
- Electrolyte: Sulphuric acid (SG 1,28) OCV 6.35V
- Standards: IEC 60254; IEC 61427
- Case / Lid material: Polypropylene
- Lid type: Flat
- Terminal type: Dual
- Carrying Handles: Available
- Cycles at 50% DoD: up to 900 cycles
- PVES applications: up to 2000 cycles

Performance characteristics:

BATTERY DISCHARGE PERFORMANCE AT 25°C							
Discharge rate	C ₅ (5 h)	C ₂₀ (20 h)	C ₁₀₀ (100 h)	Capacity at 25 A			
End of discharge voltage	6,8 V	7 V	7,2 V	7 V			
Discharge capacity	145 Ah	175 Ah	195 Ah	350 min			
Temperature correction factor of discharge C ₅ (5 h) capacity							
Temperature	-10 °C	0 °C	20 °C	25 °C	30 °C	35 °C	40 °C
Correction factor	0.80	0.88	0.98	1.00	1.03	1.05	1.07

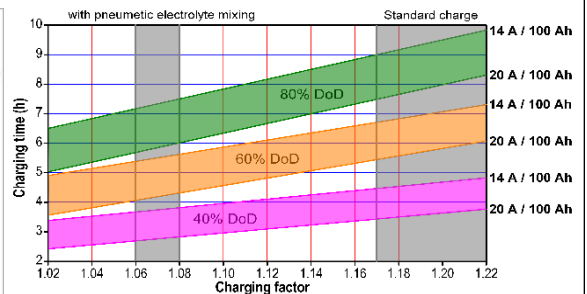
BATTERY CHARGE CONDITIONS AT 25°C
Charging profile: Charge factor: 1.10 – 1.20

I_UI_a –characteristics for flooded batteries



Stage1: Constant current Stage 2: Constant voltage Stage 3: Constant current

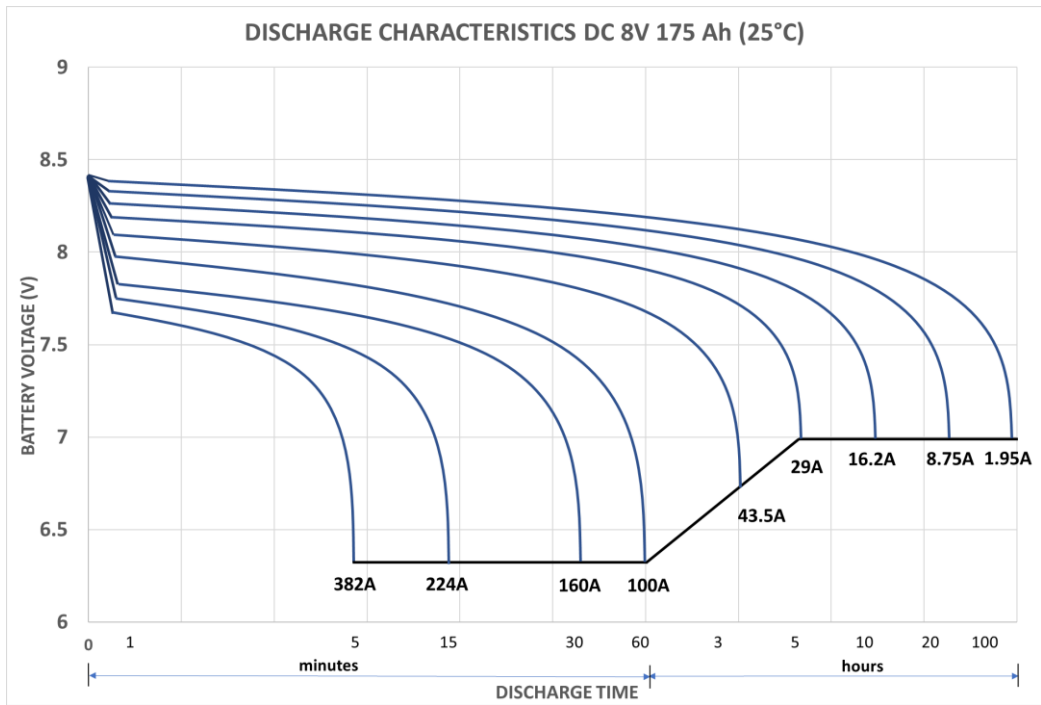
Charging times with I_UI_a-characteristics in hours at 25 °C



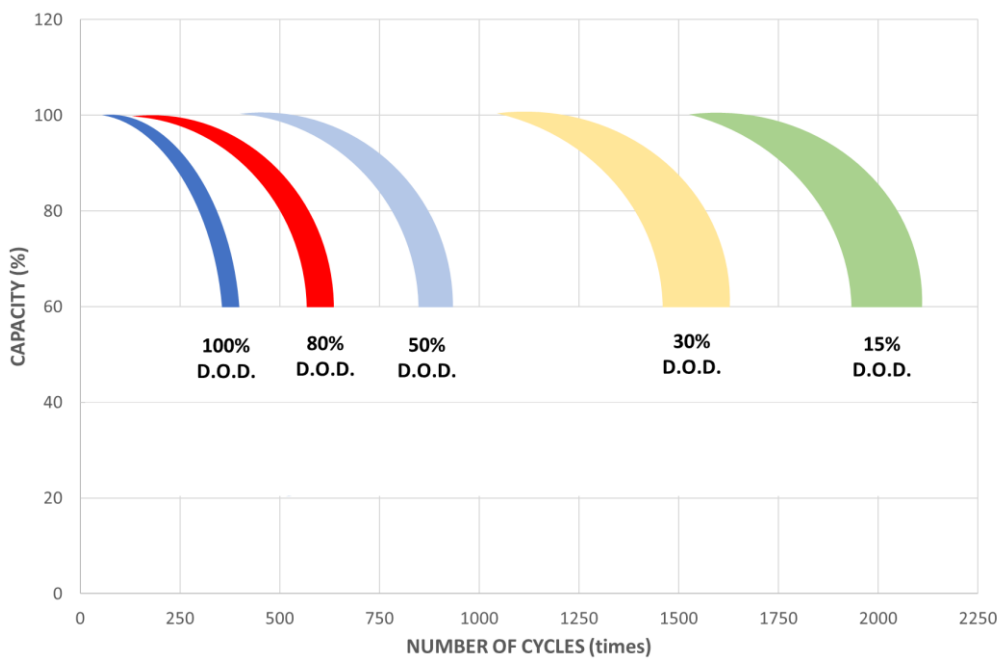
It is mandatory to check the electrolyte level every 3 months and top up with deionized water to the markings.

BATTERY DISCHARGE CURVES AT 25°C

DISCHARGE PERFORMANCE AT CONSTANT CURRENT DISCHARGE (A)



Cycle service life in relation to depth of discharge (DC 6/8V)



It is mandatory to check the electrolyte level every 3 months and top up with deionized water to the markings.